

Expandable Remote Site Accommodation (ERSA)

BENEFITS

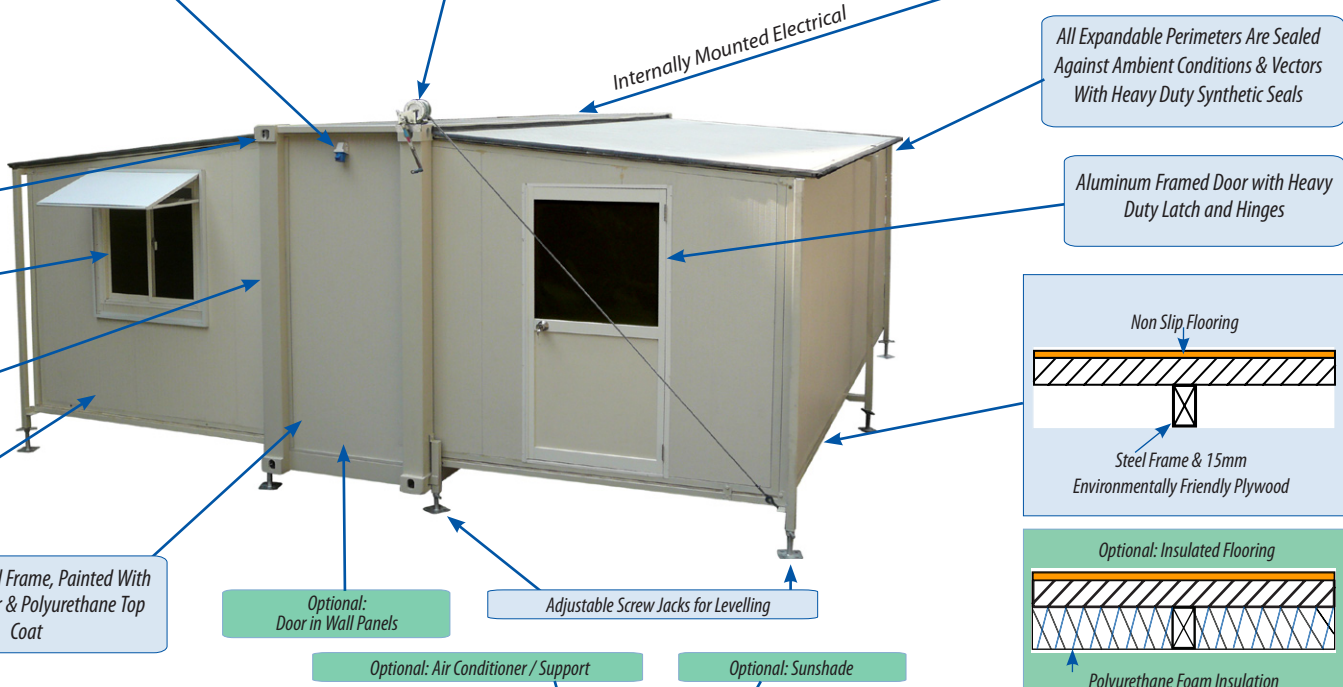


Transportation:
Coupled units transport as standard ISO containers worldwide.

Deployment:
Can be erected and operational in 1 hour by 2 to 4 persons.

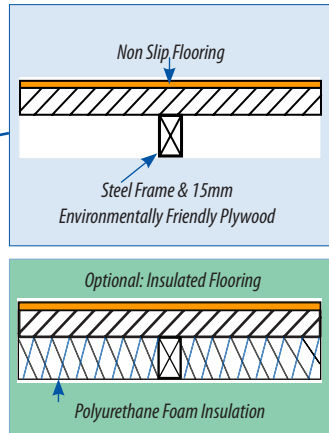
Versatility:
There are numerous configurations and optional equipment available.

Low Maintenance:
Finish and design provide for a low maintenance accommodation solution.

Expandability:
Due to their expandable design and depending on the model, the ERSA products are 3x to 6x as efficient to ship as conventional modular or container housing.



- ISO Certified Corner Fittings
- Aluminum Frame Laminate Glass Sliding Window With Insect Screen & Security Cover
- Optional: Extra Windows
- Heavy Duty Corner Post With Durability and Strength to Withstand ISO Container Stacking & Handling Conditions
- Prepainted Hot Dipped Galvanized Steel Panels With Rigid Polyurethane Foam Core



Available Sizes

Model	Dims. deployed m / unit	Area m2 / unit	Weight kg / unit
ERSA Full Size	6.88(a)x5.67(l)x2.59(h)	39	3350
ERSA / 2	5.66(a)x5.67(l)x2.59(h)	32.10	2750
ERSA / 3	5.25(a)x5.67(l)x2.59(h)	29.80	2500



Weatherhaven

8355 Riverbend Court
Burnaby, BC, Canada V3N 5E7
T: 604.451.8900 F: 604.451.8999
info@weatherhaven.com
www.weatherhaven.com